

COIL SKULL

Types of Coils

Spirals



Arches




Short Coils



Donuts



Long Coils



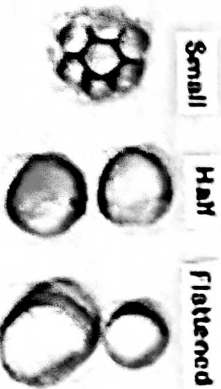
Folds



Twists



Spheres



Braids




BUILD PARTS IN ORDER

- 1) Join 2 pinch pots, flatten base
- 2) 2 Holes for eyes
- 3) 2 coil motifs eyebrows
- 4) 2 straight coils lower eyelid
- 5) 2 coil motifs cheekbones
- 6) 3 piece coil motif nose
- 7) 2 holes for nostrils
- 8) 1 straight coil for upper lip (connect with eyebrow)
- 9) Large coil foot for chin
- 10) Hole for mouth
- 11) Coil Motif for bottom lip
- 12) Coil motif mohawk
- 13) Carve patterns on right and left side of head

Holes
- eyes
- nose
- mouth

Simple
coil upper
for upper
mouth
(connect to
lip)

3 piece motif
coil nose



coil motif
bottom lip/chin

coil motif
eyebrows
simple for
bottom eyelid
coil motifs
cheekbones

Carved
Pattern



coil motif
mandible